

## Vision

Empowered Healthy Communities

## Mission

To reduce new HIV infections and increase equitable access to quality health services

**4,716,314** Individuals reached by our different services in Kenya.

Over **500,000** People reached with various interventions.

## HIV Prevention & SRH

**41,732** FSW   **12,697** MSM   **2,467** PWID   **81** TG   **35,657** FFX

Key and Priority population ever enrolled, screened and offered the minimum package of services for HIV prevention

**4,392** Initiated on Pre-exposure prophylaxis (PrEP) during they year

FSW- Female Sex Worker, MSM- Men who have Sex with Men, PWID- People who Inject Drugs, TG- Transgender, FFX- Fishing Communities (Fisher Folks)



The DREAMS (Determined, Resilient, Empowered, AIDS-free, Mentored and Safe) partnership is an ambitious public-private partnership led by PEPFAR to reduce rates of HIV among adolescent girls and young women (AGYW) in the highest HIV burden countries.

**77,898**  
Adolescent girls and young women (10-24 years) enrolled

Interventions AGYW received  
**37,387** Behavioural   **44,704** Structural   **50,835** Biomedical

## Sexual Transmitted Infections (STI) screening and treatment

**59,371**  
Total number of individuals screened for STIs

**1,306**  
Individuals identified and treated for STIs

## Cancer screening and treatment

**804** Women of reproductive age on HIV care screened for cervical cancer

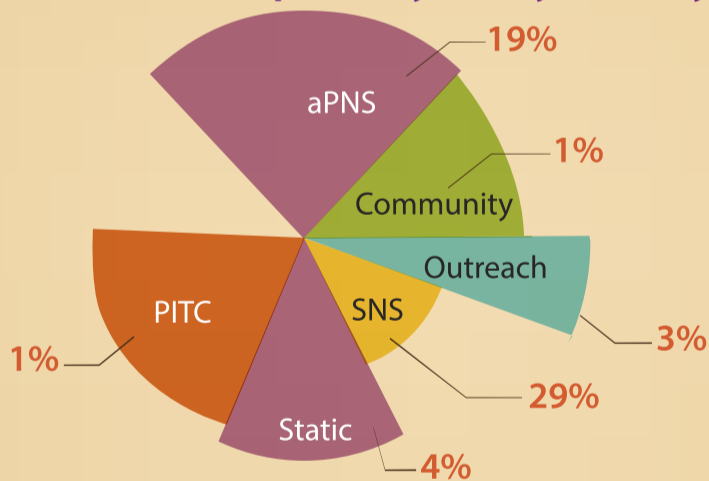
**57**  
Treated for suspicious lesions

## HIV Testing Services (HTS)

**293,910**  
Total tested for HIV

**7,400**  
Tested HIV Positive

### HIV positivity rate by modality



**Key**  
aPNS- Assisted Partner Notification Services  
SNS- Social Networking Strategy  
PITC- Provider Initiated Testing and Counselling

### HIV Positivity rate for newly tested Key and Priority populations

**14,946**  
New Key and Priority population tested in the year

- 12% MSM tested positive
- 13% FWS tested positive
- 7% PWID tested positive
- 7% FFX tested positive

**15,745** HIV self test kits distributed through our facilities

## Care & Treatment

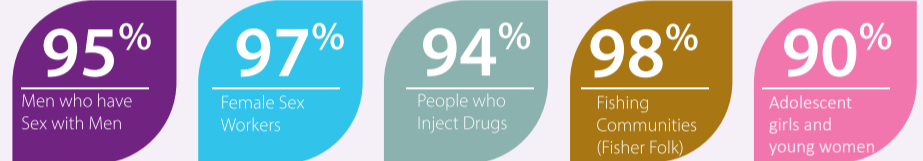
**6,815 (92%)**  
Clients linked to care during the year

**2,537**  
New clients linked to LVCT health care clinics

**9,654**  
Number of HIV positive individuals current on antiretroviral treatment (ART) at our clinics

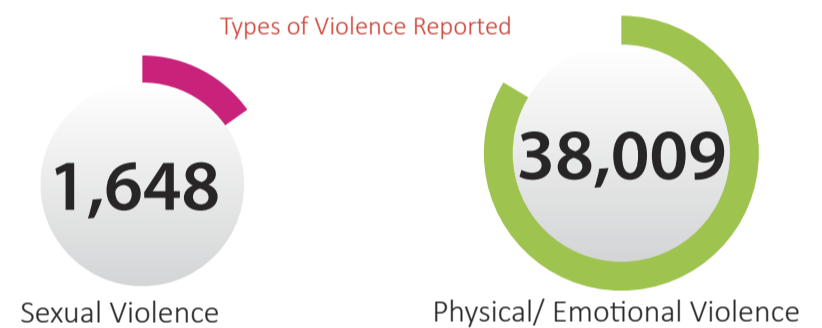
**3,502 (36%)**  
HIV positive Key and Priority population in LVCT health care clinics

### Key and Priority Population Viral Load Suppression Results



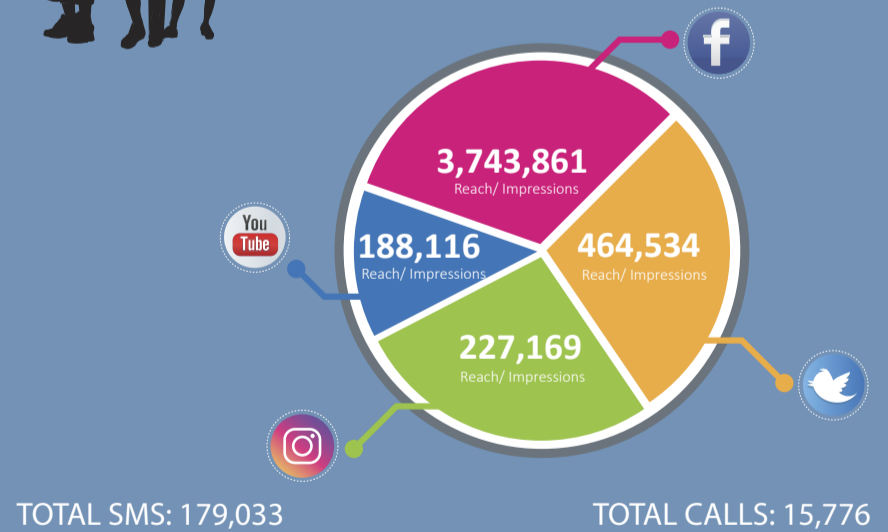
## Gender Based Violence

**39,657** GBV survivors were offered services at LVCT Health supported facilities/DICES during the year.



## Youth Programme

**4,623,680**  
Adolescent and young people reached through our social media platforms with SRH, HIV and GBV information.



## Research

**7** Research studies undertaken (and on-going) in the year on:

1. Unintended pregnancies and HIV in Homa Bay county, Kenya: A Situation Analysis
2. An evaluation of the comprehensiveness of services and interventions provided through Project Daraja in Nairobi and Kiambu Counties of Kenya
3. An evaluation of partner notification services for key and priority populations in Kisumu, Migori and Kisii Counties
4. 4byFour Pilot – An acceptability, feasibility and effectiveness study in selected Antenatal Care sites in Migori County, Kenya
5. Assessing the acceptability and usability of micro-array patches for HIV pre-exposure prophylaxis (PrEP) and as a multi-purpose prevention technology (MPT) for prevention of both HIV and unintended pregnancy in two counties in Kenya
6. Leverage the experience of community-based HIV prevention responses for increasing awareness and demand for Female Genital Schistosomiasis (FGS) prevention, diagnosis and treatment
7. ARISE- Accountability for Informal Urban Equity Hub: A survey of slums in Nairobi, Kenya